

## Key Specifications

- Indoor Wi-Fi 7, 6 Stream AP
- Three 2x2:2 access radios (6 GHz, 5 GHz & 2.4 GHz)
- Full support for Wi-Fi 7 on all three access radios
- Up to 160 MHz channel width support for 5 GHz and 320 MHz for 6 GHz operation
- Up to 688 Mbps data rate for 2.4 GHz radio, up to 2.88 Gbps for 5 GHz, and 5.76 Gbps for 6 GHz radios.
- Integrated omni directional antennas
- 1 x 5 Gigabit Ethernet 802.3at PoE+
- 802.3at PoE+ for full functionality and 802.3af PoE with reduced functionality
- Wall and ceiling mounting options
- WPA3/OWE capable
- Support for 802.11az Fine Time Measurement
- TPM for secure storage

## Key Features

- Distributed Control Plane and Flexible Data Plane
- Zero-touch deployment through automatic cloud activation and configuration
- Cloud or on-premises management plane options
- Operating modes for dedicated access or dedicated security
- AI/ML driven diagnostics, troubleshooting and remediation recommendations
- Integrated firewall, traffic shaping, QoS and BYOD controls per SSID
- Dynamic RF optimization through smart steering, band steering and power control
- Application visibility through layer 7 deep packet inspection
- Automated device access logging
- Patented Marker Packet™ technology for rogue AP detection and classification
- Wired VLAN monitoring for “No-WiFi” zone enforcement
- Third party analytics integration with real-time data transfer

## Aesthetic Design and High Performance

Arista C-400 is a Wi-Fi 7 enterprise grade access point featuring concurrent 6GHz, 5GHz and 2.4GHz 2 stream 802.11be operation, supporting data rates upto 5.76 Gbps for 6 GHz radios.

## C-400 Capabilities

C-400 Wi-Fi 7 access point provides performance improvements for low/medium indoor traffic. Utilizing the latest W-Fi 7 technologies, Multi-link operation, Preamble Puncturing, Uplink/ Downlink OFDMA, Uplink/Downlink MU-MIMO coupled with 2 spatial streams in all operating bands, the C-400 is ideal for medium and low density networks serving a moderate volume of diverse clients and applications. Common deployment scenarios include schools, remote offices, meeting rooms, and enterprise campuses.

## Arista CloudVision® Managed Wi-Fi

The C-400 is an Arista CloudVision Cognitive Unified Edge (CV-CUE) managed platform. Available as a cloud service or on-premises management platform, CV-CUE leverages a purpose-built cloud architecture delivering cloud grade analytics and automation to enterprise Wi-Fi networks. CloudVision ensures high reliability, scalability, security, and cost effectiveness.



*Arista C-400*

## Access

C-400 is a building block of a self-driving Wi-Fi network, powering AI/ML based continued adaptations, saving time and resources resulting in significant cost savings and increased satisfaction

- Plug and play provisioning using either Cloud or On-premises deployments - Arista Access Points take less than two minutes to activate and configure after connecting to the cloud
- Network controls like NAT, Firewall and QoS implemented at the Access Point, ensuring faster and more reliable networks
- Smart steering addresses sticky client issues by automatically pushing clients with low data rates to a better access point
- Band steering manages channel occupancy, pushing clients to the 5GHz and 6GHz channels for optimal throughput
- Smart load balancing distributes load evenly across neighboring APs to optimize the use of network resources
- Arista Wi-Fi's distributed data plane architecture continues to serve users and secure the network even if connection with the management plane is interrupted
- Interference avoidance from LTE/3G small/macro cells in commonly used TDD/FDD frequency bands

## Security


C-400 offers complete visibility and control of the wireless airspace ensuring network integrity while actively protecting users without manual intervention.


- C-400 is equipped with industry leading fully integrated wireless intrusion prevention capabilities
- Arista's patented Marker Packets™ help accurately detect rogue access points on any network while minimizing false positives
- Deterministic rogue AP detection and prevention by monitoring all Wi-Fi and non-Wi-Fi VLANs
- OTA and on-the-wire prevention techniques assure automatic and reliable threat prevention to keep unauthorized clients and rogue APs off the network without impacting authorized connections
- Access Points autonomously scan for wireless threats and enforce security policy even if disconnected from the cloud management plane
- VLAN monitoring enables a virtual connection to non-Wi-Fi networks for complete network rogue detection and prevention

## Analytics

C-400 provides real-time telemetry by granular state streaming and Cognitive Analytics provides correlation analysis and trend analysis using predictive algorithms across wireless and wired networks. Compliance and Risk analysis is supported by continuous assessment and report of deviations.

## Physical Specifications

	Property	Specification
	Physical Dimensions	185mm x 185mm x 45mm/7.3" X 7.3" X 1.8"
	Weight	1.09 Kg / 2.4 lb
	Operating Temperature	0°C ~ +45°C (+32°F ~ +113°F)
	Storage Temperature	-40°C ~ +70°C (-40°F ~ +158°F)
	MTBF	278,027 hours @ 30°C 266,690 hours @ 45°C
	Humidity	5 - 95% non-condensing
	Power consumption	22 W (max)
	RAM and Flash	2 GB RAM, 8 GB eMMC and 16 MB NOR Flash
	Physical security	Kensington lock slot

	Port	Description	Connector Type	Speed/Protocol
	Power	12V DC, 2 A	5.5mm *2.1mm *L9.5mm plug	N/A
	LAN1	5 GbE, PoE+ compliant, MACsec capable*	RJ-45	100M/1G/2.5G/5G Ethernet Recommended cabling - CAT6A
	Console	Establish 'config shell' terminal session via serial connection	RJ-45	RS232 Serial (115200 bps) Data bits:8; Stop bits: 1 Parity: None Flow Control: None
	Reset	Reset to factory default settings port	Pin hole push button	Let the AP boot up fully, ensure that all the LEDs are ON. Press the reset button for 15 seconds

\* MACsec capabilities will be activated via a future software update.

## Operational Specifications

Input Power	<b>802.3at PoE+</b> and 12V DC, 2 A (5.5mm overall diameter/2.1mm center pin hole) <ul style="list-style-type: none"> <li>• Full function</li> </ul> <b>802.3af PoE</b> <ul style="list-style-type: none"> <li>• 2.4 GHz radio operates at 1x1</li> <li>• Ethernet speed reduced to 1Gbps</li> </ul>
Number of Radios	3 access radios; 2x2:2 2.4GHz, 2x2:2 5GHz and 2x2:2 6GHz radio for simultaneous tri-band access.
Max Clients Supported	783 (271 clients on 2.4 GHz radio, 256 clients on 5 GHz radio and 256 clients on 6 GHz radio)
Number of Spatial Streams	2 per access radio
Maximum EIRP	23 dBm on 6GHz, 25 dBm on 5GHz radio and 27 dBm on 2.4GHz radio (max) <sup>1</sup>
80+80MHz Non-Contiguous Channel Bonding	No
Bandwidth Agility	No
3G/4G Macro and Small Cells Interference Mitigation	Yes
Frequency Bands <sup>2</sup>	2.4-2.4835 GHz, 5.15-5.25 GHz; (UNII-1), 5.25-5.35 GHz, 5.47-5.6 GHz, 5.650-5.725 GHz (UNII-2), 5.725-5.85 GHz (UNII-3), 5.925 GHz – 6.425 GHz (UNII-5), 6.425 GHz - 6.525 GHz (UNII-6), 6.525 GHz – 6.875 GHz (UNII-7), 6.875GHz - 7.125 GHz (UNII-8)
Dynamic Frequency Selection	Supported in compliance to all latest amendments from FCC, CE, IC, CB, TELEC, KCC regarding certifications.

<sup>1</sup> Max EIRP will be restricted to Country/Regulatory domain limits

<sup>2</sup>The frequency ranges are restricted to Country/Regulatory domain limits

## Wi-Fi Specifications

IEEE 802.11ax/be			
Frequency Band	Scanning	Transmission	
	All regions	USA & Canada (FCC/IC)	Europe (ETSI)
6GHz	5.925 GHz – 6.425 GHz 6.425 GHz - 6.525 GHz 6.525 GHz – 6.875 GHz 6.875GHz - 7.125 GHz	5.925 GHz – 6.425 GHz 6.425 GHz - 6.525 GHz 6.525 GHz – 6.875 GHz 6.875GHz - 7.125 GHz	5.925 GHz – 6.425 GHz
Modulation Type	OFDM / OFDMA		
Peak Data Rate	5.76 Gbps		
Antenna	Integrated modular high efficiency antenna x2 (peak gain: 5 dBi)		

IEEE 802.11a/n/ac/ax/be			
Frequency Band	Scanning	Transmission	
	All regions	USA & Canada (FCC/IC)	Europe (ETSI)
5GHz	5.15 - 5.25 GHz 5.25 - 5.35 GHz 5.47 - 5.725 GHz 5.725 - 5.825 GHz	5.15 - 5.25 GHz 5.25 - 5.35 GHz 5.725 - 5.825 GHz	5.15 - 5.25 GHz 5.25 - 5.35 GHz 5.47 - 5.725 GHz
Modulation Type	DSSS / OFDM / OFDMA		
Peak Data Rate	2.88 Gbps		
Antenna	Integrated modular high efficiency antenna x2 (peak gain: 5 dBi)		

IEEE 802.11b/g/n/ax/be			
Frequency Band	Scanning	Transmission	
	All regions	USA & Canada (FCC/IC)	Europe (ETSI)
2.4GHz	2.4 - 2.4835 GHz	2.4 - 2.4735 GHz	2.4 - 2.4835 GHz
Modulation Type	DSSS / OFDM / OFDMA		
Peak Data Rate	688 Mbps		
Antenna	Integrated modular high efficiency antenna x2 (peak gain: 4 dBi)		

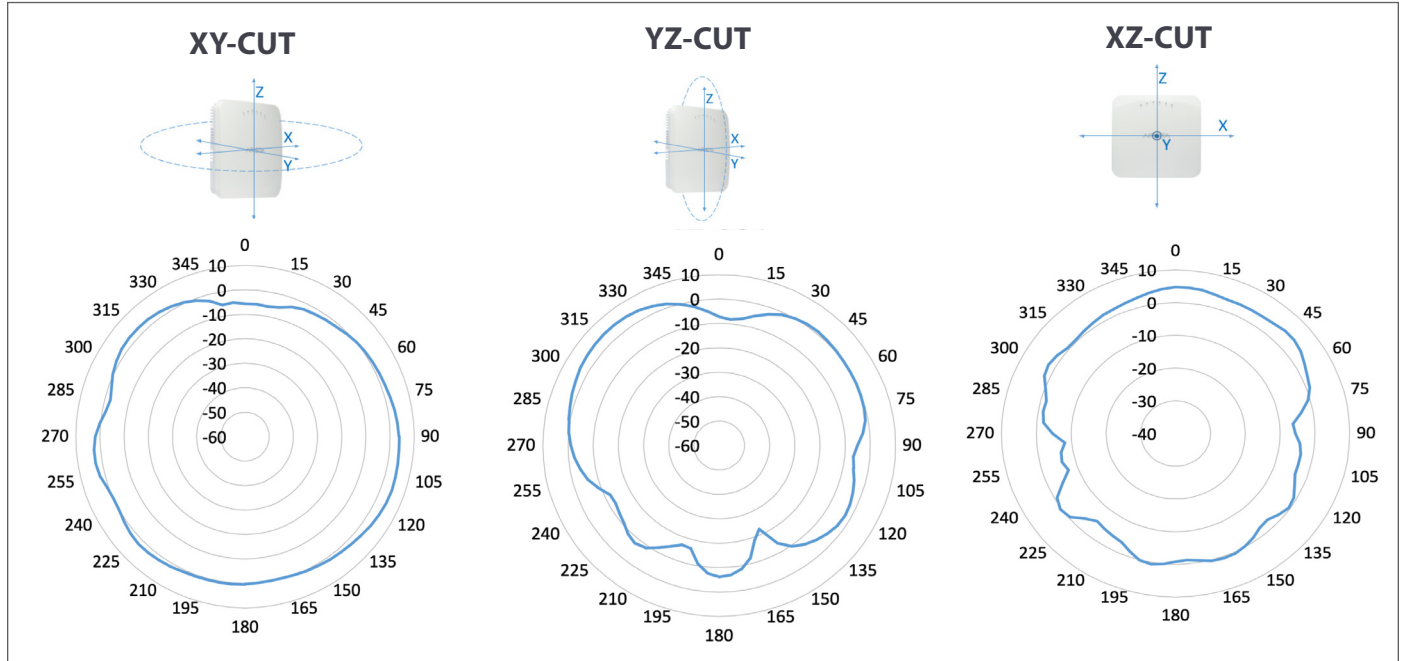
Power values

2.4 GHz		Maximum EIRP (dBm)		Receive Sensitivity (dBm)	
<b>802.11b</b>					
1 Mbps	30				-95
11 Mbps	30				-94
<b>802.11g</b>					
6 Mbps	30				-94
54 Mbps	29				-87
<b>802.11n</b>					
	<b>HT20</b>	<b>HT40</b>		<b>HT20</b>	<b>HT40</b>
MCS 0	30	31		-93	-92
MCS 7	29	29		-79	-76
<b>802.11ac</b>					
	<b>VHT20</b>	<b>VHT40</b>		<b>VHT20</b>	<b>VHT40</b>
MCS 0	30	31		-93	-92
MCS 8/9	29	29		-74	-71
<b>802.11ax</b>					
	<b>HE20</b>	<b>HE40</b>		<b>HE20</b>	<b>HE40</b>
MCS 0	30	21		-92	-91
MCS 11	28	28		-69	-67
<b>802.11be</b>					
	<b>EHT20</b>	<b>EHT40</b>		<b>EHT20</b>	<b>EHT40</b>
MCS 0	30	30		-94	-91
MCS 13	26	25		-66	-64
5 GHz		Maximum EIRP (dBm)		Receive Sensitivity (dBm)	
<b>802.11a</b>					
6 Mbps	27				-84
54 Mbps	25				-84

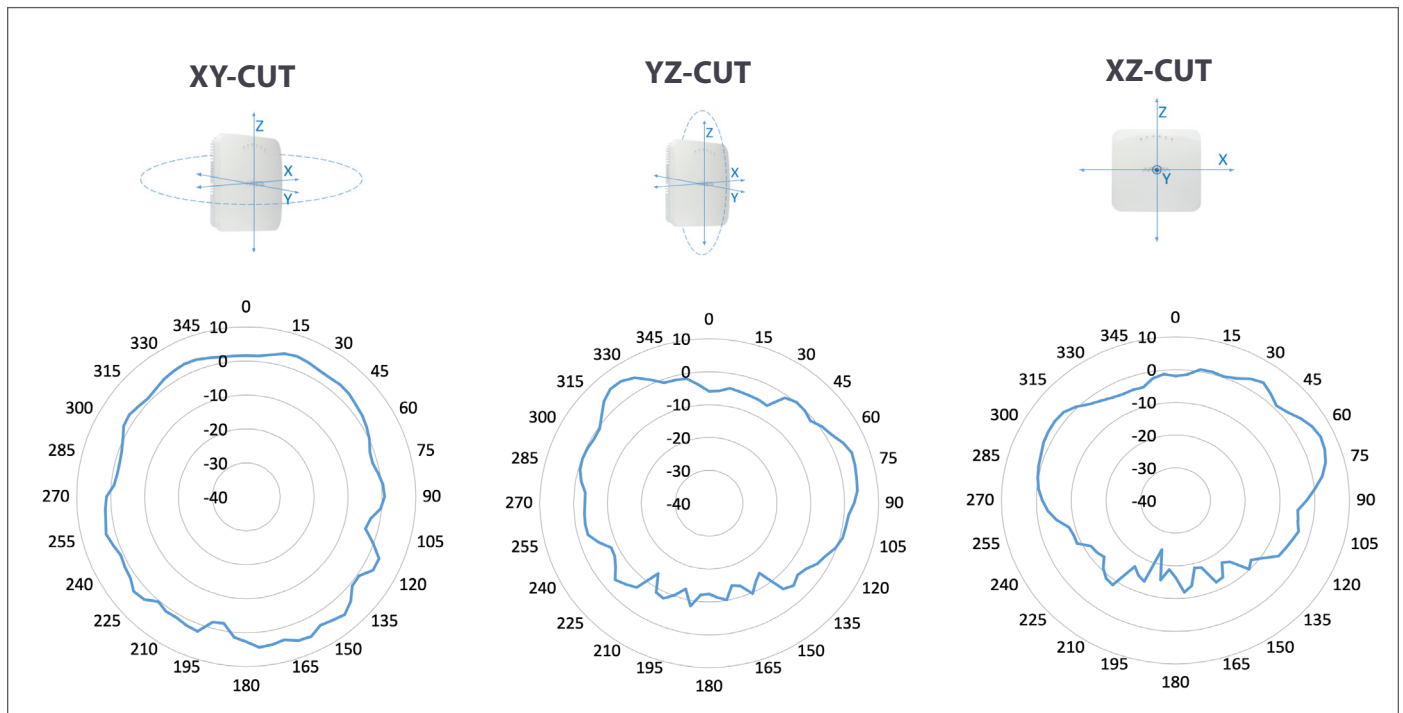
5 GHz		Maximum EIRP (dBm)			Receive Sensitivity (dBm)					
<b>802.11n</b>	<b>HT20</b>	<b>HT40</b>		<b>HT20</b>	<b>HT40</b>					
MCS 0	28	28		-84	-82					
MCS 7	26	25		-72	-69					
<b>802.11ac</b>	<b>VHT20</b>	<b>VHT40</b>	<b>VHT80</b>	<b>VHT20</b>	<b>VHT40</b>	<b>VHT80</b>				
MCS 0	27	28	26	-85	-82	-84				
MCS 8/9	25	24	23	-70	-63	-64				
<b>802.11ax</b>	<b>EHT20</b>	<b>EHT40</b>	<b>EHT80</b>	<b>EHT160</b>	<b>EHT20</b>	<b>EHT40</b>	<b>EHT80</b>	<b>EHT160</b>		
MCS 0	27	27	26	27	-84	-82	-82	-80		
MCS 11	24	23	21	21	-63	-60	-62	-55		
<b>802.11be</b>	<b>EHT20</b>	<b>EHT40</b>	<b>EHT80</b>	<b>EHT160</b>	<b>EHT20</b>	<b>EHT40</b>	<b>EHT80</b>	<b>EHT160</b>		
MCS 0	27	27	27	25	-86	-87	-84	-78		
MCS 13	21	21	21	20	-57	-58	-55	-49		
6 GHz		Maximum EIRP (dBm)				Receive Sensitivity (dBm)				
<b>802.11ax</b>	<b>HE20</b>	<b>HE40</b>	<b>HE80</b>	<b>HE160</b>		<b>HE20</b>	<b>HE40</b>	<b>HE80</b>	<b>HE160</b>	
MCS 0	20	20	19	19		-85	-82	-82	-76	
MCS 11	16	15	15	14		-61	-59	-57	-40	
<b>802.11be</b>	<b>EHT20</b>	<b>EHT40</b>	<b>EHT80</b>	<b>EHT160</b>	<b>EHT320</b>	<b>EHT20</b>	<b>EHT40</b>	<b>EHT80</b>	<b>EHT160</b>	<b>EHT320</b>
MCS 0	25	25	24	24	23	-85	-84	-81	-78	-74
MCS 13	20	19	19	17	16	-55	-55	-52	-50	-50

## Radiation Pattern

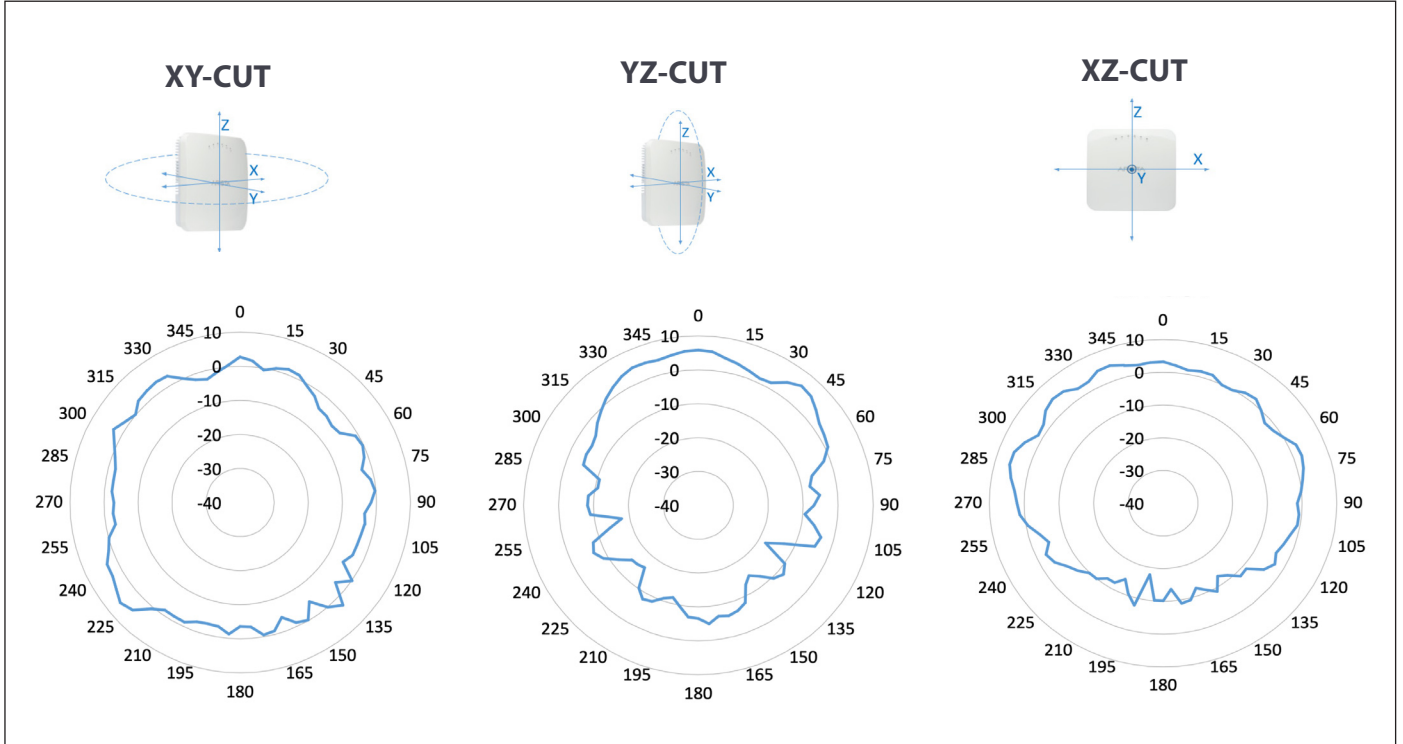
Radio 1:  
2.4GHz



Radio 2:  
5GHz



Radio 3:  
6GHz



## Regulatory Specifications

### RF and Electromagnetic Compatibility (EMC)

Country	Targeted Certification
USA	FCC Part 15.247, Part 15.407, Part 15, Subpart B
Canada	RSS-102, RSS-247, RSS-248, ICES-003
India	MTCTE TEC and NCCS Security Certification for equipments operating in 2.4 GHz and 5 GHz band ETA-WPC Equipment Type Approval
Europe	EN 300 328, EN 300 440, EN 301 893, EN 62311, EN 301 489, EN 55032, EN 55035, EN 18031-1:2024, Draft EN 303 687, UK IR2030/8/3, CISPR 32, CISPR 35 Countries covered under Europe certification: Austria, Belgium, Bulgaria, Croatia, Cyprus, Czechia, Denmark, Estonia, Finland, France, Germany, Greece, Hungary, Ireland, Italy, Latvia, Lithuania, Luxembourg, Malta, the Netherlands, Poland, Portugal, Romania, Slovakia, Slovenia, Spain, Sweden, United Kingdom.

\*For complete country certification records, please visit the site: <https://www.arista.com/en/support/product-certificate>

## Safety & Environmental

Country	Targeted Certification
USA, Canada	UL62368-1, 3rd Edition; CAN/CSA C22.2 No 62368-1:19 3 <sup>rd</sup> Edition, UL 2043
European Union (EU)	IEC/EN 62368-1 2nd edition
Taiwan	CNS 15598-1, CNS 15663 RoHS
International	IEC 62368-1: 2018

## Ordering Information

### Access Point

Part Number	Description
AP-C400	C-400 tri-band 2x2 Wi-Fi 7 access point with internal antennas
AP-C400-SS-5Y	C-400 AP with 5 years bundled Cognitive Cloud SW subscription
AP-C400-SS-3Y	C-400 AP with 3 years bundled Cognitive Cloud SW subscription

## Mounting Options

For details of mounting options, see the Access Points [Mounting Brackets Guide](#)

## Power

Part Number	Description
PWR-AP-W3	Universal AC power supply, 12V DC, 2 A

## Headquarters

5453 Great America Parkway  
Santa Clara, California 95054  
408-547-5500

## Support

support@arista.com  
408-547-5502  
866-476-0000

## Sales

sales@arista.com  
408-547-5501  
866-497-0000